



District Report Card: 2017


State: Delhi	District: South West Delhi
Class: 8	Subject: Mathematics
Schools: 51	Students: 1139


Participation/Coverage


Students

<div>GENDER</div> <div></div>	Boys		Girls	
	Number	%	Number	%
	564	49.52	575	50.48

<div>AREA</div> <div></div>	Rural		Urban	
	Number	%	Number	%
	364	31.96	775	68.04

<div>CATEGORY</div> <div></div>	SC		ST		OBC		GEN	
	Number	%	Number	%	Number	%	Number	%
	154	13.52	6	0.53	112	9.83	867	76.12

<div>CWSN</div> <div></div>	LD	VI	HI	S&LD	ID	Oth
	1	3	1	3	2	0

<div>Management</div> <div></div>	Government		Government-aided	
	Number	%	Number	%
	1139	100.00	0	0.00

Average Performance of Students in Mathematics (%)

Overall	Gender		Area		Management		Social Group			
	Male	Female	Rural	Urban	Govt.	Aided	SC	ST	OBC	GEN
34.30	35.92	32.72	33.37	34.74	34.30	0.00	34.76	35.56	38.21	33.71

Performance on Learning Outcomes (LOs)

Learning Outcomes	Description	Average Performance(%)
M601	Solves problems involving large numbers by applying appropriate operations	33.56
M606	Solves problems on daily life situations involving addition and subtraction of fractions / decimals	33.39
M620	Finds out the perimeter and area of rectangular objects in the surroundings like floor of the class room, surfaces of a chalk box etc.	33.08
M621	Arranges given/collected information in the form of table, pictograph and bar graph and interprets them	26.16
M702	Interprets the division and multiplication of fractions	33.27
M705	Solves problems related to daily life situations involving rational numbers	29.41
M706	Uses exponential form of numbers to simplify problems involving multiplication and division of large numbers	21.68
M707	Adds/subtracts algebraic expressions	39.68
M710	Solves problems related to conversion of percentage to fraction and decimal and vice versa	23.30
M717	Finds out approximate area of closed shapes by using unit square grid/graph sheet	35.11
M719	Finds various representative values for simple data from her/his daily life contexts like mean, median and mode	47.44
M721	Interprets data using bar graph	44.44
M801	Generalizes properties of addition, subtraction, multiplication and division of rational numbers through patterns	27.78
M802	Finds rational numbers between two given rational numbers	29.03
M803	Proves divisibility rules of 2, 3, 4, 5, 6, 9 and 11	39.76
M804	Finds squares, cubes, square roots and cube roots of numbers using different methods	28.85
M808	Uses various algebraic identities in solving problems of daily life	48.75
M812	Verifies properties of parallelogram and establishes the relationship between them through reasoning	33.26
M818	Finds surface area and volume of cuboidal and cylindrical object	20.25
M819	Draws and interprets bar charts and pie charts	35.12

Range of Performance of Students who Answered Correctly							
Below 30%		30% - 50%		50% - 75%		Above 75%	
Number	%	Number	%	Number	%	Number	%
530	46.53	431	37.84	149	13.08	29	2.55

Lowest Performing Learning Outcomes (LOs)

- 1 - Finds surface area and volume of cuboidal and cylindrical object (20.25)
- 2 - Uses exponential form of numbers to simplify problems involving multiplication and division of large numbers (21.68)
- 3 - Solves problems related to conversion of percentage to fraction and decimal and vice versa (23.30)

- 4 - Arranges given/collected information in the form of table, pictograph and bar graph and interprets them (26.16)
- 5 - Generalizes properties of addition, subtraction, multiplication and division of rational numbers through patterns (27.78)